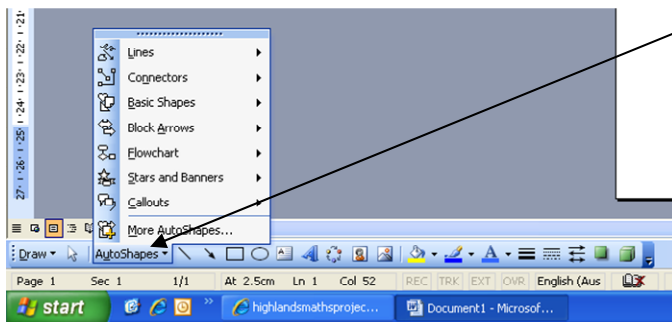
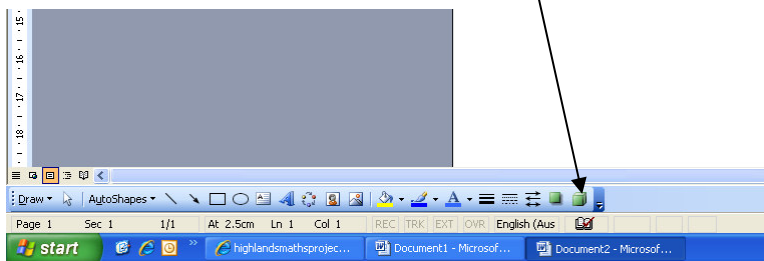


TO CREATE 3-D AUTOSHAPES IN WORD 2003

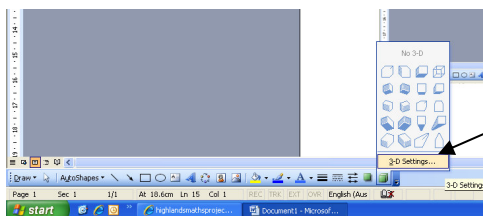
First insert an **autoshape** into your document using the **Drawing toolbar**:



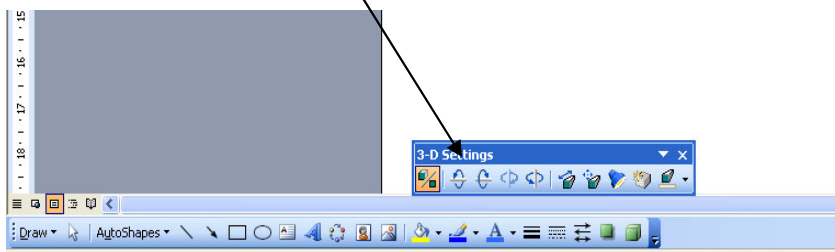
To make it 3d, click the **3d shapes** button



To **tilt** your shape, click the **3d-shapes** button again and select **3-D Settings...**



...then use the **Tilt** buttons



Some of the other buttons here make the shape more interesting, try them!

Dan Devaney.